

How to replace the batteries

Battery replacement instructions for the ed Lock PLUS

① Checking the battery information:



▪ On the main device

When the battery is low, a low battery icon will light up when the button is pressed.

After locking/unlocking the door, it will also make a **beeping** sound.



▪ On the HomeHub app.

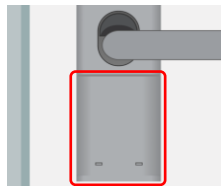
You can also check the battery status on the device setting information tab.



※The battery and other information will only update when the phone connects with the device.

② Replacing the batteries:

1. Please, use 4 lithium AA batteries (単3型). ※The battery case is inside the device on the outer side.



2. To open the battery case cover, activate the "Battery replacement mode" on the homehub app.



Tap the center of the home screen.



Select the setting "設定" tab and open the battery information.

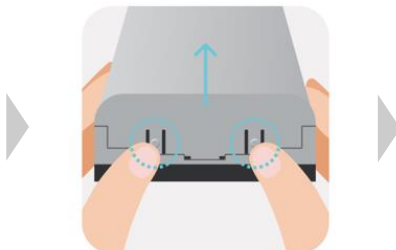


Select the battery replacement mode 「バッテリー交換モードを起動」.

3. Remove the battery case cover within 10 seconds after unlocking.



The device will make a clicking sound when unlocking the cover.



Press the two small knobs outwards to open the battery cover.



Pull the case outwards from the bottom to remove it.

4. Remove the case and replace the batteries.



Pull the case outwards from the bottom side to remove it.



《Battery type》
AA Batteries (単3型) Lithium or Alkaline
 ※For long lifespan and higher voltage, we recommend lithium batteries.

Replace with the new batteries.
 Make sure that all 4 batteries are new.



Insert the battery case back to the main device.




Press the button on the main device and check if there is no issue with the device turning on. If there are no problems, close the cover.


③ When unable to unlock the case with the homehub app.

Follow the instructions below, if you are unable to use the app. to unlock the cover with the battery replacement mode.

1. There will be a 1mm fissure in the center of the bottom of the device. You can insert a piece of paper to move the small lock inside.



2. After moving the lock inside, pull the battery case cover from the small knobs to open.



While inserting the piece of paper, pull the small knobs.



The small lock will move with the paper and the cover will come off if by pulling upwards.