



bitlock MINI bitreader+

Unlock with the app



The door can be unlocked with a smartphone by installing the app.

Unlock with passcode



You can set any passcode and unlock the door with the numeric keypad.

Unlock with NFC Card



You can unlock it with an NFC card that you usually use, such as a FeliCa card for transportation systems.

Notes

Please note that the following are the conditions of the device at the time of use.
 Bluetooth 4.2 or higher
 [iPhone] Models with iOS 15 or later installed.
 [Android] Android 8 or higher installed model

Instructions

① Complete move-in application (Please check your various e-mail reception settings)

- ※Please make sure to set your email settings to enable receiving emails from 「@mail.bitkey.cloud」
- ※If you are using SMS, you will receive a notification from "05031838851" for docomo, au, and Rakuten users, and from "242178" for SoftBank users.
- ※You will receive an e-mail the day before your move-in date. Please make sure to set up your e-mail settings so that you can receive it before then.

② On the day before the move-in date, you will receive an invitation email from Leopalace via the e-mail address and cell phone number that you've entered when making the application for the apartment.

Please access the URL provided in the move-in guide e-mail.



Set a password and create an account.



After confirming the Terms of Use, you will receive an authorization code.



Enter the authorization code that you've received.



- ※If you access the URL and receive a message "Credentials not available," please copy and paste the URL into Google Chrome and log in.
- ※Please be sure to update Google Chrome to the latest version.
- ※The verification code is valid for 24 hours after being emailed.
- ※If you do not receive the email, please contact Leopalace Service Center 「0570-048-021」.

③ Download the homehub app.

1. Install the application.



Search for "homehub" in the app store

QR code for downloading the App.

or



Scan the two dimensional code to download the application

- ※ Be sure to turn on the Bluetooth setting on both the app and the phone.

- ※ For Android, be sure to turn on the location information settings on both the app and the phone.

2. Enter the ID and password that you have set before.



3. Tap Login.



4

Register your passcode with the homehub app.

Be sure to register a passcode, so you can use it in case of phone loss or when your phone ran out of battery.

※Be sure to hold your phone within 10 cm from the door before carrying out the procedure.

1. Select 「進む」



2. Select 「準備をはじめめる」



3. Select 「パスコードを登録」 to register.



4. Select 「NFCカードを登録」 to register



▶ If you have created an account but the key is not displayed in the homehub app, please make sure you are logged in with the correct account ID.

※ Account ID :
• If you received an invitation via email ⇒ Email address
• If you received an invitation via SMS ⇒ Phone number

1. Tap "Manage Account" on My Page.



Check whether your account ID is an "email address" or "phone number" and log out if it is different from the account that received the invitation.

2. Log out of your account.



3. Re-enter your account ID and password and "Login".



5

Unlock the smart lock with the homehub app.



Once your account is registered, you will receive a key on the homehub app on the day you move in.

Bring your smartphone within 10cm of the door.

Confirm that "closed (しまっています)" and "open (あいています)" are displayed.

Tap **あける** to unlock the lock.

※ Be sure to turn on the Bluetooth setting on both the app and the phone.

For Android, be sure to turn on the location information settings on both the app and the phone.

※ Be sure to operate the Smart Lock in close proximity.

※ If "not connected" is displayed, check the smartphone settings and try again close to the smart lock.

⑥ Check the auto-lock setting status.

Tap the top of the illustration or swipe up.



Open the Settings tab and check your auto-lock settings.



▶ If the setting is "on"

Automatically locks with auto-lock function. Be sure to take your smartphone with you when you leave home.

▶ If the setting is "off"

Lock using the smartphone app or the passcode you set.

※ In either case, be sure to set an "unlock passcode" just in case. (See next page ⑥)

▶ How to close (lock method)



Lock with APP

or



Lock with registered passcode

① Touch the numeric keypad of [bitreader+](#) to start it.

② Enter the registered passcode and touch "✓" at the bottom right

Important point



- Smart locks are powered by batteries. When the battery level is low, replace the battery immediately. **(Change both indoor and outdoor batteries.)**
- Be sure to use a **CR123-A lithium battery**.
- If the battery runs out, please replace the battery by yourself. Please refer to the Leoplace21 FAQ page for replacement instructions.

電池残量表示	電池の残量
	ほぼいっぱい容量があります
	容量が少なくなりました
	容量がほとんどありません。お早めに電池を交換してください。



レオパレス21FAQサイト



bitlockサポートページ

※ Battery information is updated when you operate (communicate) the smart lock device using the app.

※ For other details regarding products, device operation methods, etc., please refer to the bitlock support page.


Other Settings

■Add your friend and share the key


1. Tap “友だち” in the my page.




2. Tap the "+" button in the bottom right corner to add a friend using the QR code.



3. Tap the friend you have added.



4. Tap the key icon in the upper right corner.



5. Select the type of key issuance and submit.



※ To register as a friend, you will need to install the homehub app beforehand.

※ Select “サブオーナー” if you want to give the key to a family member, or select “ゲスト” if you want to share the key with a friend for temporary use only.

Follow the guidance of the application.

■Register an NFC card

Be sure to hold your phone within 10 cm from the door before carrying out the procedure.

1. Tap “デバイス名”

2. Tap "bitreader+."

3. Tap “設定”

4. Tap “NFCカード認証”.

5. Tap “NFCカード追加”.



Follow the guidance of the application.

Contact Information

Leopalace 21 Service Center

TEL : 0570-048-021
Office Hours : 10:00~18:30